

Leveling the Playing Field

Stephen Lauer & Jake Otten
CORE Construction

About Us



Stephen Lauer

Preconstruction Technology Specialist

7 years with CORE



Jake Otten

Vice President of Preconstruction

15 years with CORE

Our Mission

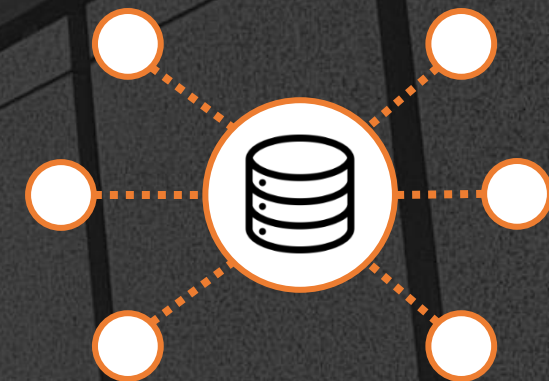
Automate the busy work



Quick easy way to create repeatable deliverables



Single Source of Truth





How are you currently comparing trade partner bids?

Destini Bid Day

Our Challenges

- Consistent trade partner information
- Trade partner required fields in Bid Day
- Prequalification & DBE data are fragmented from bid leveling
- Want excel-like abilities & tooling

Our Solution

Custom Browser
Extension





What's a browser extension?

- An add-on program for your browser that adds extra features or functionality
- Enhances your browsing experience without needing to install a separate app.
- Key Benefits:
 - ✓ Convenience
 - ✓ Personalization
 - ✓ Productivity boost












Trade Partner Rolodex

- Consistent Trade Partner Information
- Quickly fill out Trade Partners



SUB BIDS + If  /  are missing by the sub names, please refresh the page.




































LINE ITEMS + 13

	DESCRIPTION	QUANTITY	UNIT	UNIT PRICE	BASE ESTIMATE
  ▼	05 ENCLOSURE				
  ▼	05001 Sealants/Damproofing/Waterproofing/Barriers				
 <input type="checkbox"/>	Sealants/Damproofing/Waterproofing/Barriers	<input type="text" value="0.00"/>	SF ▼	<input type="text" value="0.00"/>	\$0.00
 <input type="checkbox"/>	Air Barrier	<input type="text" value="0.00"/>	SF ▼	<input type="text" value="4.00"/>	\$0.00
 <input type="checkbox"/>	Bituminous damproofing face of below grade masonry	<input type="text" value="0.00"/>	SF ▼	<input type="text" value="2.00"/>	\$0.00
 <input type="checkbox"/>	Building joint sealants	<input type="text" value="0.00"/>	SF ▼	<input type="text" value="0.30"/>	\$0.00
 <input type="checkbox"/>	Elevator pit waterproofing	<input type="text" value="0.00"/>	EA ▼	<input type="text" value="5,000.00"/>	\$0.00

Trade Partner Rolodex

- Prequalification
- DBE Certification

SUB BIDS + 4 If  /  are missing by the sub names, please refresh the page.

<div><div></div><div><input type="checkbox"/> BrightLine Electrical</div><div></div></div> <div><div></div>Preconstruction<div></div></div> <div><div></div>DBE Certified<div></div></div> <div><div></div>preconstruction@brightline.com</div> <div><div></div>Request Created<div></div></div> <div><input type="text"/></div>	<div><div></div><div><input type="checkbox"/> Ironclad Framing Co</div><div></div></div> <div><div></div>Estimating Dept<div></div></div> <div><div></div>+1 555-555-8553<div></div></div> <div><div></div>Application submitted for review</div> <div><div></div>Request Created<div></div></div> <div><input type="text"/></div>	<div><div></div><div><input type="checkbox"/> Finish Craft</div><div></div></div> <div><div></div>Estimating<div></div></div> <div><div></div>+1 555-555-0082<div></div></div> <div><div></div>Application in progress by vendor</div> <div><div></div>Request Created<div></div></div> <div><input type="text"/></div>	<div><div></div><div><input type="checkbox"/> ClearFlow Plumbing</div><div></div></div> <div><div></div>Estimating Dept<div></div></div> <div><div></div>DBE Certified</div> <div><div></div>Qualified - \$5M/\$10M</div> <div><div></div>Request Created<div></div></div> <div><input type="text"/></div>
---	---	--	---

Copy & Paste

- Copy & Paste Costs between Bidders

SUB BIDS + 4 If / are missing by the sub names, please refresh the page.

LINE ITEMS + 6

DESCRIPTION	QUANTITY	UNIT	UNIT PRICE	BASE ESTIMATE
05 ENCLOSURE				
05001 Sealants/Damproofing/Waterproofing/Barriers				
Sealants/Damproofing/Waterproofing/Barriers	0.00	SF	0.00	\$0.00
Air Barrier	0.00	SF	4.00	\$0.00
Bituminous damproofing face of below grade masonry	0.00	SF	2.00	\$0.00
Building joint sealants	0.00	SF	0.30	\$0.00
Elevator pit waterproofing	0.00	EA	5,000.00	\$0.00

BrightLine Electrical

Preconstruction

DBE Certified

preconstruction@brightline.com

Request Created

Ironclad Framing Co

Estimating Dept

+1 555-555-8553

Application submitted for review

Request Created

Finish Craft

Estimating

+1 555-555-0082

Application in progress by vendor

Request Created

Clear

Estim

DBE C

Qualif

Reque

Bid Day Challenges/Solutions

Challenges	Solutions
Consistent Trade Partner Data	✓ Trade Partner Rolodex
Trade Partner required fields in Bid Day	
Prequalification data is fragmented from Bid Leveling	✓ Added prequalification data into the Trade Partner Rolodex
DBE data is fragmented from Bid Leveling	✓ Added DBE data into the Trade Partner Rolodex
Excel-like abilities & tooling	✓ Added in Copy and Paste capabilities to Bid Day



What features do you want/need from your bid leveling application?

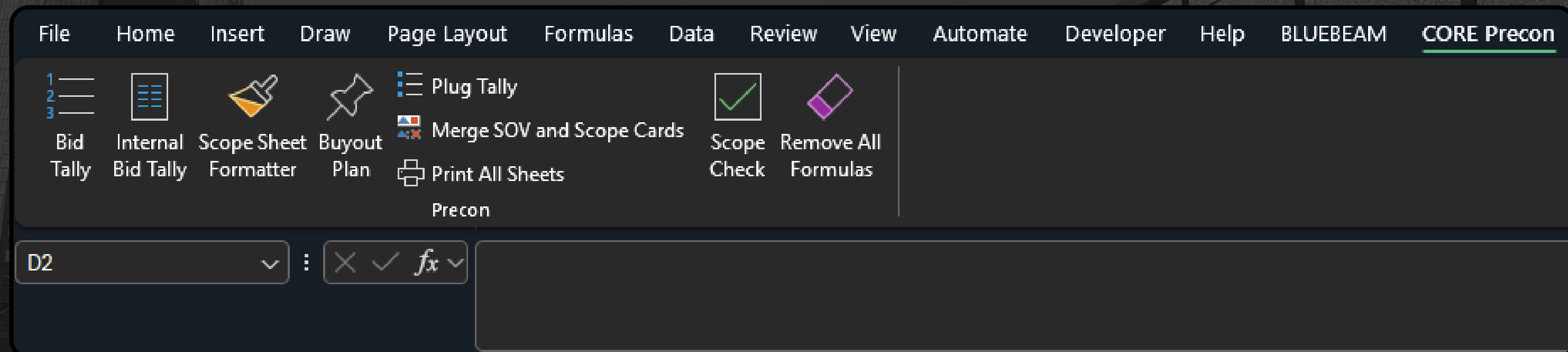
Bid Day Deliverables & Reports

Our Challenges

- Clean up and create deliverables on Bid Day data
- Ability to combine Bid Day data with other data sources for reporting

Our Solution

Custom Excel
Add-In



What's an Excel Add-In?

- Enhances Excel's capabilities by adding new features, automating tasks, or integrating with other applications
- Can be recorded macros or custom VBA code that can then easily be run by clicking one button



Bid Leveling Challenges

Challenges	Solutions
Clear communication and readability of bid leveling information	✓ Bid Leveling Formatter Tooling in Excel
Brand specific deliverables	
Sort-ability of bid leveling data	
What do bid leveling abbreviations mean?	

Bid Leveling Formatting

- Formatting for deliverables
- Legend for each label
- Ability to sort line items by label

06004 - Metal Studs, Drywall, Acoustic Ceilings & Insulation

Line Items

Description	Quantity	Unit of Measure	Unit Price	Base Estimate
06 INTERIOR FINISHES				
06004 Metal Studs, Drywall, Acoustic Ceilings & Insulation				
06 10 53 - Miscellaneous Carpentry	1.00	LS	\$0.00	\$0.00
06 16 00 - Sheathing	1.00	LS	\$0.00	\$0.00
07 21 00 - Thermal Insulation - Batts	1.00	LS	\$0.00	\$0.00
07 92 00 - Joint Sealants	1.00	LS	\$0.00	\$0.00
08 31 00 - Access Doors and Panels - Install	10.00	EA	\$500.00	\$5,000.00
09 21 13.23 - Gypsum Board Assemblies	1.00	LS	\$0.00	\$0.00
09 22 16 - Non-Structural Metal Framing	1.00	LS	\$0.00	\$0.00
09 29 00 - Gypsum Board	1.00	LS	\$0.00	\$0.00
09 51 13 - Acoustical Panel Ceilings	1.00	LS	\$0.00	\$0.00
09 77 00 - Fiberglass Reinforced Wall Panels	1.00	LS	\$0.00	\$0.00
09 84 14 - Acoustic Stretched-Fabric Wall Systems	1.00	LS	\$150,000.00	\$150,000.00
10 26 41 - Bullet Resistant Protection	1.00	LS	\$0.00	\$0.00
Access Panel Coordination	1.00	LS	\$6,500.00	\$6,500.00
Acoustical ceilings	1.00	LS	\$0.00	\$0.00
Base bid - Drywall	1.00	LS	\$0.00	\$0.00
Ceiling Grid & Tile Mobilizations	1.00	LS	\$16,500.00	\$16,500.00
Early Drywall Moisture Board	1.00	LS	\$30,000.00	\$30,000.00
Fire and smoke rated sealants at rated walls to deck	1.00	LS	\$0.00	\$0.00
Furnish and install Prefabricated Rafters	1.00	LS	\$100,000.00	\$100,000.00
Gypsum board	1.00	LS	\$0.00	\$0.00
Gypsum sheathing	1.00	LS	\$0.00	\$0.00
Hold to Dimension Coordination	1.00	LS	\$20,000.00	\$20,000.00
Install door frames furnished by others	1.00	LS	\$0.00	\$0.00
manpower	1.00	LS	\$65,000.00	\$65,000.00
Non structural metal framing	1.00	LS	\$0.00	\$0.00
Prefab of exterior walls	1.00	LS	\$250,000.00	\$250,000.00
Rough carpentry	1.00	LS	\$0.00	\$0.00
Structural and cold formed metal framing	1.00	LS	\$0.00	\$0.00
Thermal insulation - batts	1.00	LS	\$0.00	\$0.00

Trade Requirements

General Requirements

Addendums Acknowledged
Reviewed Front End Documents
RFI Log Reviewed & Acknowledged
Texture
Prevailing Wage
Notes

Adjustments

Totals \$643,000.00 \$1,345,732.00 \$1,328,671.00

Bid Package Totals \$643,000.00 \$3,345,732.00 \$3,328,671.00

TrueWall Drywall Systems
John Smith
555-555-5555
email@email.com

ProFinish Drywall Co.
John Smith
555-555-5555
email@email.com

06004 - Metal Studs, Drywall, Acoustic Ceilings & Insulation

Base Bid

Line Item Descriptions

06 INTERIOR FINISHES				
06004 Metal Studs, Drywall, Acoustic Ceilings & Insulation				
Selected Sub				
09 84 14 - Acoustic Stretched-Fabric Wall Systems	\$196,395	S	\$196,395	M
Base bid - Drywall	\$2,855,837	S	\$2,389,276	S
06 16 00 - Sheathing	Included	I	Included	I
07 21 00 - Thermal Insulation - Batts	Included	I	Included	I
07 92 00 - Joint Sealants	Included	I	Included	I
09 21 13.23 - Gypsum Board Assemblies	Included	I	Included	I
09 22 16 - Non-Structural Metal Framing	Included	I	Included	I
09 29 00 - Gypsum Board	Included	I	Included	I
09 51 13 - Acoustical Panel Ceilings	Included	I	Included	I
09 77 00 - Fiberglass Reinforced Wall Panels	Included	I	Included	I
10 26 41 - Bullet Resistant Protection	Included	I	\$200,000	R
Acoustical ceilings	Included	I	Included	I
Fire and smoke rated sealants at rated walls to deck	Included	I	Included	I
Gypsum board	Included	I	Included	I
Gypsum sheathing	Included	I	Included	I
Install door frames furnished by others	Included	I	Included	I
Non structural metal framing	Included	I	Included	I
Prefab of exterior walls	Included	I	\$250,000	M
Rough carpentry	Included	I	Included	I
Structural and cold formed metal framing	Included	I	Included	I
Thermal insulation - batts	Included	I	Included	I
06 10 53 - Miscellaneous Carpentry	\$50,000	R	\$50,000	R
Access Panel Coordination	\$6,500	R	\$6,500	R
Early Drywall Moisture Board	\$30,000	R	\$30,000	R
Hold to Dimension Coordination	\$20,000	R	\$20,000	R
manpower	\$65,000	R	\$65,000	R
08 31 00 - Access Doors and Panels - Install	\$5,000	M	\$5,000	M
Ceiling Grid & Tile Mobilizations	\$16,500	M	\$16,500	M
Furnish and install Prefabricated Rafters	\$100,000	M	\$100,000	M
Addendums Acknowledged	<input type="checkbox"/>		<input type="checkbox"/>	
Reviewed Front End Documents	<input type="checkbox"/>		<input type="checkbox"/>	
RFI Log Reviewed & Acknowledged	<input type="checkbox"/>		<input type="checkbox"/>	
Texture	<input type="checkbox"/>		<input type="checkbox"/>	
Prevailing Wage	<input type="checkbox"/>		<input type="checkbox"/>	
Notes	<input type="checkbox"/>		<input type="checkbox"/>	
Base Bid Total:	\$3,345,232		\$3,328,671	

Alternates

Line Item Descriptions

Base Bid & Accepted Alternates Total: \$3,345,232.00 \$3,328,671.00 \$3,407,745.00

Legend

IS = Accepted Alternate
I = Included
M = Missing Scope
R = Risk Management
S = Sub Bid

Bid Result Challenges

Challenges	Solutions
Owner deliverable for one place to show all trades	✓ Bid Tally (Results) Builder
Ability to explain why each trade partner was selected	
Easily communicate bid leveling at a high level	

Bid Tally (Results)

Trade Partner	% From Selected Sub	GMP Amount	Comments
03002 - Landscaping & Irrigation			
Evergreen Landscapes	-0.91%	\$953,254	
Stone & Stream Designs	0.00%	\$962,023	
BloomCraft Outdoor Living	0.40%	\$965,908	
Verdant Visions Landscaping	2.97%	\$990,633	
GreenScape Pros	3.08%	\$991,668	
Wildwood Landscape Co.	4.02%	\$1,000,703	
Lawn & Legacy Services	5.43%	\$1,014,266	
EcoHaven Landscaping	13.94%	\$1,096,089	
Summit Garden & Grounds	14.46%	\$1,101,125	
BlueSky Outdoor Creations	31.81%	\$1,268,000	
03006 - Fencing & Gates			
Stronghold Fencing Solutions	0.00%	\$91,370	
Pioneer Fence & Gate Co.	7.92%	\$98,603	
Everline Fence Systems	10.62%	\$101,075	
03009 - Flagpole			
Skyline Flagpoles	-9.15%	\$38,155	
ProudWave Flag Systems	0.00%	\$42,000	
03011 - Site Furnishings			
UrbanEdge Site Furnishings	-6.90%	\$318,283	
Parkline Outdoor Creations	0.00%	\$341,861	
MetroScape Furnishing Co.	18.49%	\$405,062	
04009 - Rough Carpentry			
Timberline Carpentry Works	0.00%	\$149,104	
Crafted Joinery Co.	3.95%	\$155,000	
Heritage Woodcraft Builders	17.86%	\$175,736	
04010 - Applied Fireproofing			
Guardian Fireproofing Solutions	-9.45%	\$130,175	
SureShield Fire Systems	-6.37%	\$134,600	
IronWall Fire Protection	0.00%	\$143,758	
05001 - Sealants/Damproofing/Waterproofing/Barriers			
HydroGuard Waterproofing	-33.13%	\$336,127	
AquaShield Systems	-30.97%	\$346,968	
DryCore Solutions	-21.32%	\$395,480	
BlueBarrier Waterproofing	-15.82%	\$423,129	
SealTech Pro Services	-12.04%	\$442,124	
EverDry Coatings	-9.73%	\$452,730	

- Owner deliverable to show all trade participation and costs
- Can provide high level explanation of why each trade partner was selected

Bid Result Internal Challenges

Challenges	Solutions
Internal tool to discuss bids	✓ Internal Bid Tally (Results) Builder
Easily communicate all bids and risks to internal team	
Prequalification data is separate from bids	

Internal Bid Tally (Results)

Trade Partner	% From Selected Sub	GMP Amount	Sub Bid	Sub Bid + Missing Scope	Potential Buyout	Prequal (Single Project Limit/Total Limit)	Comments
03002 - Landscaping & Irrigation							
Evergreen Landscapes	-0.91%	\$953,254	\$518,254	\$628,254	-\$333,770	Status Unknown	
Stone & Stream Designs	0.00%	\$962,023	\$697,023	\$787,023	-\$175,000	Qualified - \$2M/\$4M	
BloomCraft Outdoor Living	0.40%	\$965,908	\$545,908	\$815,908	-\$146,115	Qual invitation sent	
Verdant Visions Landscaping	2.97%	\$990,633	\$800,633	\$840,633	-\$121,390	Application submitted for review	
GreenScape Pros	3.08%	\$991,668	\$676,668	\$766,668	-\$195,355	Application submitted for review	
Wildwood Landscape Co.	4.02%	\$1,000,703	\$443,203	\$713,203	-\$248,820	Status Unknown	
Lawn & Legacy Services	5.43%	\$1,014,266	\$594,266	\$844,266	-\$117,757	Application submitted for review	
EcoHaven Landscaping	13.94%	\$1,096,089	\$676,089	\$946,089	-\$15,934	Application submitted for review	
Summit Garden & Grounds	14.46%	\$1,101,125	\$626,125	\$876,125	-\$85,898	Qualified - \$250K/\$250K	
BlueSky Outdoor Creations	31.81%	\$1,268,000	\$848,000	\$1,118,000	\$155,977	Status Unknown	
03006 - Fencing & Gates							
Stronghold Fencing Solutions	0.00%	\$91,370	\$44,870	\$53,870	-\$37,500	Qualified - \$2M/	
Pioneer Fence & Gate Co.	7.92%	\$98,603	\$38,103	\$47,103	-\$44,267	Status Unknown	
Everline Fence Systems	10.62%	\$101,075	\$10,575	\$19,575	-\$71,795	Application submitted for review	
03009 - Flagpole							
Skyline Flagpoles	-9.15%	\$38,155	\$8,155	\$22,655	-\$19,345	Status Unknown	
ProudWave Flag Systems	0.00%	\$42,000	\$24,000	\$31,500	-\$10,500	Application submitted for review	
03011 - Site Furnishings							
UrbanEdge Site Furnishings	-6.90%	\$318,283	\$267,783	\$288,283	-\$53,578	Application submitted for review	
Parkline Outdoor Creations	0.00%	\$341,861	\$291,361	\$311,861	-\$30,000	Application submitted for review	
MetroScape Furnishing Co.	18.49%	\$405,062	\$369,562	\$375,062	\$33,202	Application submitted for review	
04009 - Rough Carpentry							
Timberline Carpentry Works	0.00%	\$149,104	\$51,604	\$149,104	\$0	Qualified - \$20M/\$150M	
Crafted Joinery Co.	3.95%	\$155,000	\$0	\$105,000	-\$44,104	Qualified - \$25M/\$50M	
Heritage Woodcraft Builders	17.86%	\$175,736	\$70,736	\$175,736	\$26,632	Qualified - \$50M/\$100M	
04010 - Applied Fireproofing							
Guardian Fireproofing Solutions	-9.45%	\$130,175	\$62,175	\$70,675	-\$73,083	Application submitted for review	
SureShield Fire Systems	-6.37%	\$134,600	\$116,100	\$119,600	-\$24,158	Status Unknown	
IronWall Fire Protection	0.00%	\$143,758	\$55,758	\$99,258	-\$44,500	Qualified w/ exceptions - \$20M/\$20M	
05001 - Sealants/Damproofing/Waterproofing/Barriers							
HydroGuard Waterproofing	-33.13%	\$336,127	\$113,593	\$336,127	-\$166,515	Status Unknown	
AquaShield Systems	-30.97%	\$346,968	\$124,434	\$325,963	-\$176,679	Status Unknown	
DryCore Solutions	-21.32%	\$395,480	\$129,694	\$167,094	-\$335,548	Status Unknown	
BlueBarrier Waterproofing	-15.82%	\$423,129	\$259,000	\$423,129	-\$79,513	Status Unknown	
SealTech Pro Services	-12.04%	\$442,124	\$213,135	\$414,664	-\$87,978	Status Unknown	
EverDry Coatings	-9.73%	\$453,729	\$289,600	\$453,729	-\$48,913	Status Unknown	
MoistureLock Systems	-7.58%	\$464,534	\$0	\$247,076	-\$255,566	Status Unknown	
RainSafe Waterproofing	0.00%	\$502,642	\$447,642	\$502,642	\$0	Status Unknown	
05003 - Glass & Glazing							
CrystalView Glazing	-4.03%	\$1,114,267	\$820,860	\$978,467	-\$182,533	Application submitted for review	
ClearEdge Glassworks	-3.32%	\$1,122,406	\$915,299	\$1,072,906	-\$88,094	Qualified - \$2.5M/\$6M	
Skyline Glazing Systems	0.00%	\$1,161,000	\$1,079,000	\$1,114,000	-\$47,000	Qualified - \$1.5M/\$9.5M	
PurePane Solutions	6.11%	\$1,231,975	\$1,149,975	\$1,184,975	\$23,975	Status Unknown	
MetroGlass Installations	8.15%	\$1,255,607	\$1,051,000	\$1,208,607	\$47,607	Qualified - \$2.5M/\$20M	
BrightSpan Glazing Co.	17.38%	\$1,362,766	\$877,866	\$1,338,266	\$177,266	Status Unknown	
VistaClear Glass & Glazing	40.68%	\$1,633,250	\$1,551,250	\$1,586,250	\$425,250	Status Unknown	
05006 - Masonry & Stone Veneer							
StoneCraft Masonry	-2.61%	\$3,090,291	\$2,436,800	\$3,005,291	-\$167,704	Status Unknown	
Heritage Brick & Stone	0.00%	\$3,172,995	\$2,941,395	\$3,037,995	-\$135,000	Status Unknown	
GraniteWorks Construction	4.86%	\$3,327,220	\$2,963,210	\$3,242,220	\$69,225	Status Unknown	

- Used for internal meetings to understand potential buyout and risks of each trade
- Allows team to quickly see prequal of each trade partner

Bid Scope Challenges

Challenges	Solutions
Internal tool to discuss missing & risk items	✓ Plug Tally Builder
Create a list of items to check on all future jobs	
What percentage of cost do the plug items make up of a trade	

Plug Tally

- Lists out all plugs on each trade for internal discussion of risk

Description	Sub - Prequal	Missing Scope	Missing Scope %	Risk Management	Risk Management %	M + R %	Low Qualified Bid	Suggested Sub / Precon Notes
General Requirements								
General Requirements								
SITE WORK (FINISH)								
03002 - Landscaping & Irrigation	ABC Landscape and Irrigation - Qualified - \$2M/\$4M	\$90,000	9.36%	\$175,000	18.19%	27.55%	\$787,023	
Additional Sleeving	Risk Management			\$7,500	0.78%			
Landscape/Architectural Plans Coordination	Risk Management			\$17,500	1.82%			
No Spec Section	Risk Management			\$25,000	2.60%			
Replacement of Dead Plantings	Risk Management			\$25,000	2.60%			
Topsoil	Risk Management			\$100,000	10.39%			
Additional Manpower	Missing Scope	\$20,000	2.08%					
Amended Soil ILO Structural Soil	Missing Scope	\$50,000	5.20%					
Site Beautification	Missing Scope	\$20,000	2.08%					
03006 - Fencing & Gates	Hard Steel & Iron LLC - Qualified - \$2M/	\$9,000	9.85%	\$37,500	41.04%	50.89%	\$53,870	
Ameristar Fence Montage II "Majestic"	Risk Management			\$28,000	30.64%			
Core Drilling	Risk Management			\$7,500	8.21%			
Field Measuring	Risk Management			\$2,000	2.19%			
Gate Hardware (Material & Install)	Missing Scope	\$9,000	9.85%					
03009 - Flagpole	Old Flag Girl - Application submitted for review	\$7,500	17.86%	\$10,500	25.00%	42.86%	\$31,500	
No Spec Section	Risk Management			\$6,500	15.48%			
Prep and Removal of Spoils for Installation	Risk Management			\$2,500	5.95%			
Tamped Sand per Details	Risk Management			\$1,500	3.57%			
Flagpole Foundations & Engineering	Missing Scope	\$7,500	17.86%					
03011 - Site Furnishings	Pro Landscaping - Application submitted for review	\$20,500	6.00%	\$30,000	8.78%	14.77%	\$311,861	
No Spec Section	Risk Management			\$30,000	8.78%			
GFRC Planters (F-103)	Missing Scope	\$15,000	4.39%					
Material Storage	Missing Scope	\$5,500	1.61%					
STRUCTURE								
04009 - Rough Carpentry	TrueWall Carpentry, LLC - Qualified - \$20M/\$150M	\$97,500	65.39%	\$0	0.00%	65.39%	\$149,104	
Exterior Concrete Bench Wood	Missing Scope	\$45,000	30.18%					
Protection of Installed Construction	Missing Scope	\$15,000	10.06%					
Temp Infill of Openings	Missing Scope	\$30,000	20.12%					
Temp Railings and Floor Opening Protection	Missing Scope	\$7,500	5.03%					
04010 - Applied Fireproofing	Sigma Waterproofing Inc - Qualified w/ exceptions - \$20M/\$200	\$43,500	30.26%	\$44,500	30.95%	61.21%	\$99,258	
Fire Spray on Beams, Columns, and Decks (On G-104, S-401, and S-402)	Risk Management			\$25,000	17.39%			
Fireproofing exterior prefab panel coordination	Risk Management			\$8,500	5.91%			
Prep/Primer	Risk Management			\$6,500	4.52%			
Spray Foam Thickness Variance	Risk Management			\$4,500	3.13%			

Bid Scope Challenges

Challenges	Solutions
Quick way to build list of items to check if trade partner included items in their proposal	✓ Scope Check Builder

Bid Scope Check

Trade Package	Trade Partner Response
03002 - Landscaping & Irrigation	
Bid Day Price	
Irrigation System, Lines, Controller, & Trenching	
Temporary Irrigation	
Canopy Trees	
Ground Covers	
Ornamental Grasses	
Ornamental Trees	
Shrubs & Perennials	
Sod	
Topsoil Quantities	
Additional Sleeving	
Landscape/Architectural Plans Coordination	
No Spec Section	
Replacement of Dead Plantings	
Topsoil	
Additional Manpower	
Amended Soil ILO Structural Soil	
Site Beautification	
03006 - Fencing & Gates	
Base Bid Price	
32 31 19 - Decorative Metal Fencing	
Dumpster Enclosure Gates	
Generator Enclosure Gates	
Ameristar Fence Montage II "Majestic"	
Core Drilling	
Field Measuring	
Gate Hardware (Material & Install)	
03009 - Flagpole	
Base Bid Price	
Delivery	
Flagpole & Flag	
Ground Sleeves	
Install	
No Spec Section	
Prep and Removal of Spoils for Installation	
Tamped Sand per Details	
Flagpole Foundations & Engineering	
03011 - Site Furnishings	
Base Bid Price	
Bench	
Bike Rack	
Bistro Table and Chairs	
Trash Receptacle	
Tree Grates	
No Spec Section	

- List of all scoped items to review with trade partners
- Quickly creates a list to send out to trade partners to gather their responses



After seeing these examples, which tool(s) would you add into your current process?

Why Bid Leveling Software Matters

Consistency – Standard templates help ensure every bid is reviewed against the same scope.

Transparency – Easy to show owners how subcontractor selection was made.

Risk Reduction – Identifies missing scope that could lead to costly change orders.

Efficiency – Cuts down hours of manual spreadsheet work.

Data – Allows for historical cost analysis and referencing

Questions?

Thank You